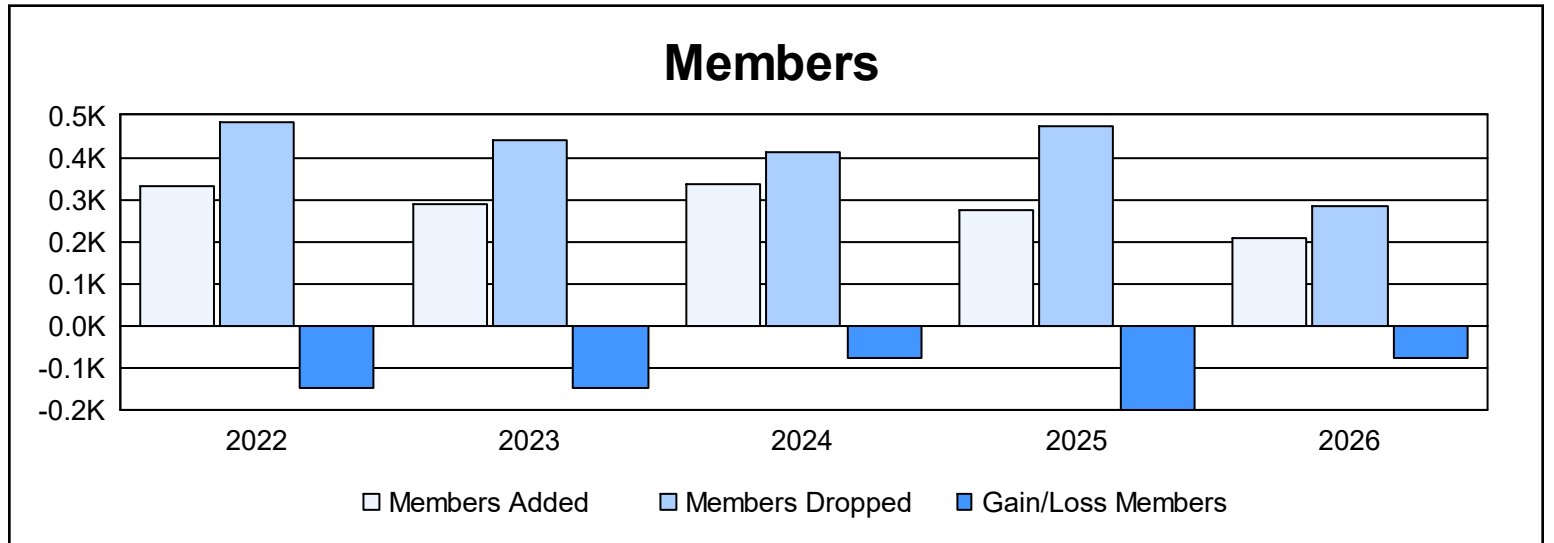
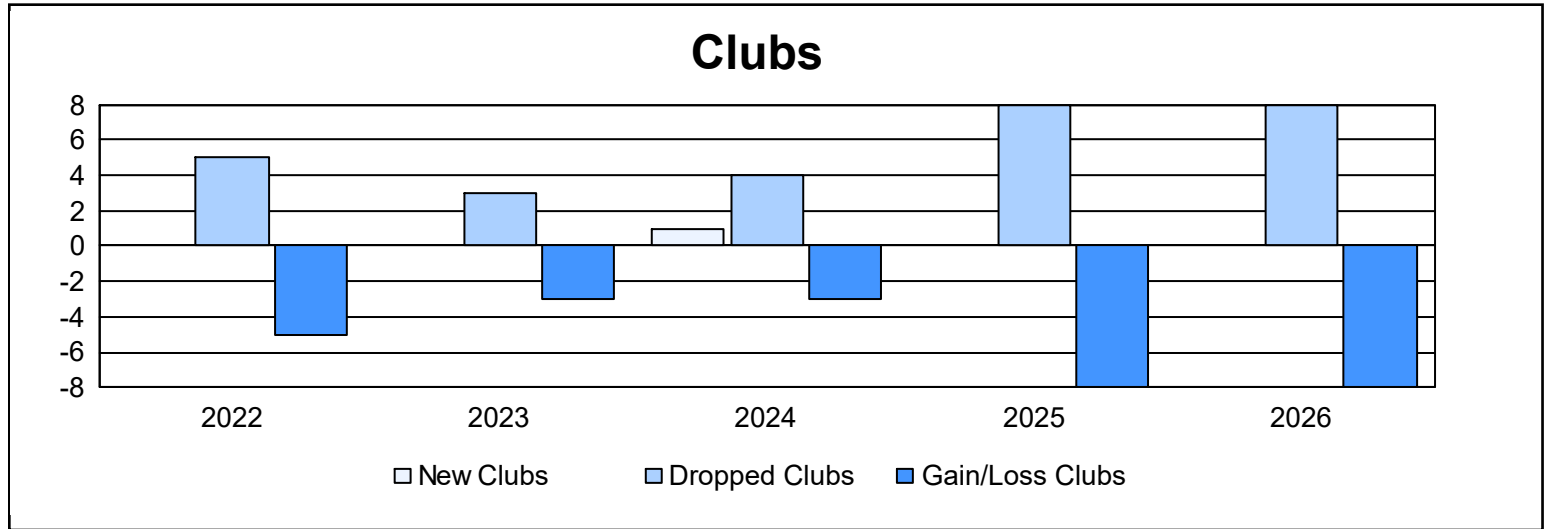


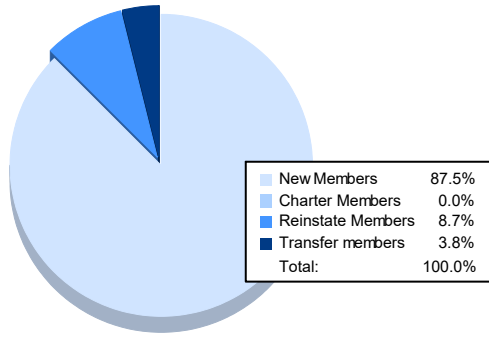
**Multiple District 3**

As of March 2026 Cumulative

Year	New Clubs	Dropped Clubs	Gain/ Loss Clubs	New Members	Charter Members	Reinstate Members	Transfer Members	Total Member Added	Total Members Dropped	Gain/ Loss Members
2021-2022	0	5	-5	281	0	39	12	332	481	-149
2022-2023	0	3	-3	252	0	21	17	290	440	-150
2023-2024	1	4	-3	247	47	26	15	335	413	-78
2024-2025	0	8	-8	238	0	16	22	276	475	-199
2025-2026	0	8	-8	182	0	18	8	208	283	-75
<b>Average</b>	<b>0</b>	<b>6</b>	<b>-5</b>	<b>240</b>	<b>9</b>	<b>24</b>	<b>15</b>	<b>288</b>	<b>418</b>	<b>-130</b>



### Membership Composition March 2026 Cumulative



### Gender Composition March 2026 Cumulative

